

\* 所有原料材质, 生产制程, 电镀必须符合H要求

NOTES:

1.MATERIAL:

- 1.1 HOUSING:THERMOPLASTIC,HIGH TEMP,UL94V-0.COLOR SI WHITE.
- 1.2 ACTUATOR:THERMOPLASTIC,HIGH TEMP,UL94V-0.COLOR SI BLACK.
- 1.3 CONTACT:COPPER ALLOY.
- 1.4 FITTING NAIL:COPPER ALLOY.

2.PLATING:

- 2.1 CONTACT AREA:  
50u"MIN.NICKEL ALL OVER.  
A1:GOLD FLASH OVERALL.  
A3:3u"GOLD ON CONTACT AND SOLDER FOR SELECTIVENESS PLATING  
MS:100u"MIN.MATT TIN UNDERPLATING OVERALL.

2.2 FITTING NAIL:

- 50u"MIN.NICKEL UNDERPLATING OVERALL.  
100u"MIN.MATT TIN UNDERPLATING OVERALL.

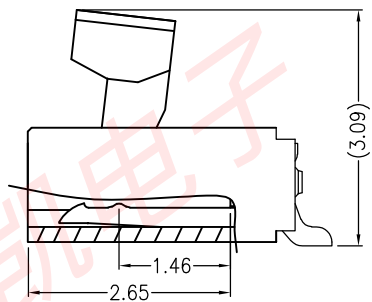
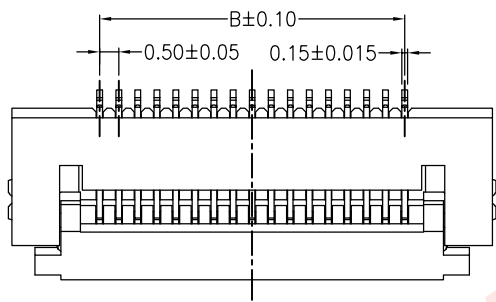
3.THE COPLANARITY IS 0.10mm MAX.

4.THE TRUE POSITION IS 0.10mm MAX.

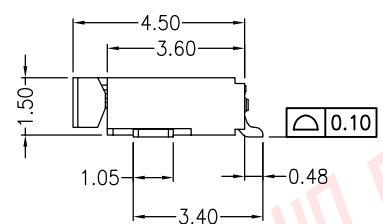
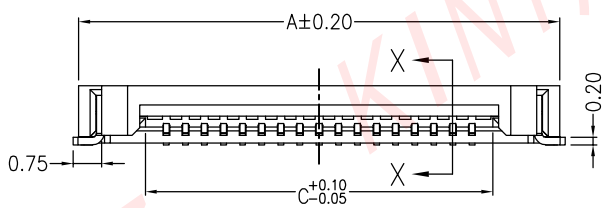
5.REFLOW SOLDER CAPABLE TO 260°C.

6.PART NUMBER FPC0515-FXXXX-01

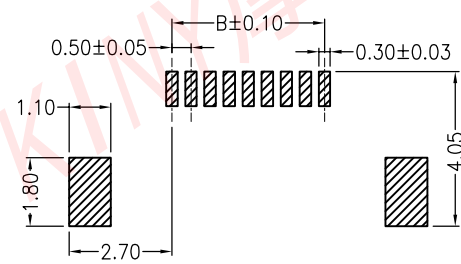
- 004: 4Pin
- 060: 60Pin
- 10: MATT TIN
- 11: GOLD FLASH ON CONTACT
- 21: 3u"GOLD ON CONTACT



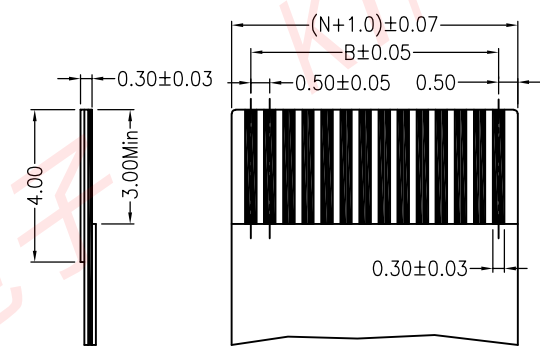
Section X-X  
Scale:2:1



CKT	A	B	C	CKT	A	B	C
4	6.10	1.50	2.57	33	20.60	16.00	17.07
5	6.60	2.00	3.07	34	21.10	16.50	17.57
6	7.10	2.50	3.57	35	21.60	17.00	18.07
7	7.60	3.00	4.07	36	22.10	17.50	18.57
8	8.10	3.50	4.57	37	22.60	18.00	19.07
9	8.60	4.00	5.07	38	23.10	18.50	19.57
10	9.10	4.50	5.57	39	23.60	19.00	20.07
11	9.60	5.00	6.07	40	24.10	19.50	20.57
12	10.10	5.50	6.57	41	24.60	20.00	21.07
13	10.60	6.00	7.07	42	25.10	20.50	21.57
14	11.10	6.50	7.57	43	25.60	21.00	22.07
15	11.60	7.00	8.07	44	26.10	21.50	22.57
16	12.10	7.50	8.57	45	26.60	22.00	23.07
17	12.60	8.00	9.07	46	27.10	22.50	23.57
18	13.10	8.50	9.57	47	27.60	23.00	24.07
19	13.60	9.00	10.07	48	28.10	23.50	24.57
20	14.10	9.50	10.57	49	28.60	24.00	25.07
21	14.60	10.00	11.07	50	29.10	24.50	25.57
22	15.10	10.50	11.57	51	29.60	25.00	26.07
23	15.60	11.00	12.07	52	30.10	25.50	26.57
24	16.10	11.50	12.57	53	30.60	26.00	27.07
25	16.60	12.00	13.07	54	31.10	26.50	27.57
26	17.10	12.50	13.57	55	31.60	27.00	28.07
27	17.60	13.00	14.07	56	32.10	27.50	28.57
28	18.10	13.50	14.57	57	32.60	28.00	29.07
29	18.60	14.00	15.07	58	33.10	28.50	29.57
30	19.10	14.50	15.57	59	33.60	29.00	30.07
31	19.60	15.00	16.07	60	34.10	29.50	30.57
32	20.10	15.50	16.57				



RECOMMEND PCB LAYOUT  
Tolerance: ±0.05



Applicable FPC

A	NEW RELEASE	FAJI	2021.06.05
REVISION NO.	DESCRIPTION	MARK	DATE
1			

	<h2 style="margin: 0;">东莞市摩凯电子有限公司</h2>				
	PRODUCT NAME : FPC 0.5mm PITCH H=1.5 前掀盖/带LOCK		DRAWING: FAJI		DATE: 2021.06.05
	PRODUCT NO. : FPC0515-FXXXX-01		CHECK: Alex		DATE: 2021.06.05
	DRAWING NO. : D-FPC0515-FXXXX-01		APPROVED: Alex		DATE: 2021.06.05
DIMENSIONS INIT: mm UNLESS OTHERWISE SPECIFIABLE DIMENSION TOLERANCE X.X: ± 0.35 X.XX: ± 0.20 X.XXX: ± 0.10 ANGULAR: ± 2'		SCALE: 1:1	DWG ID: C D	REV.: A	PAGE: 1 OF 1