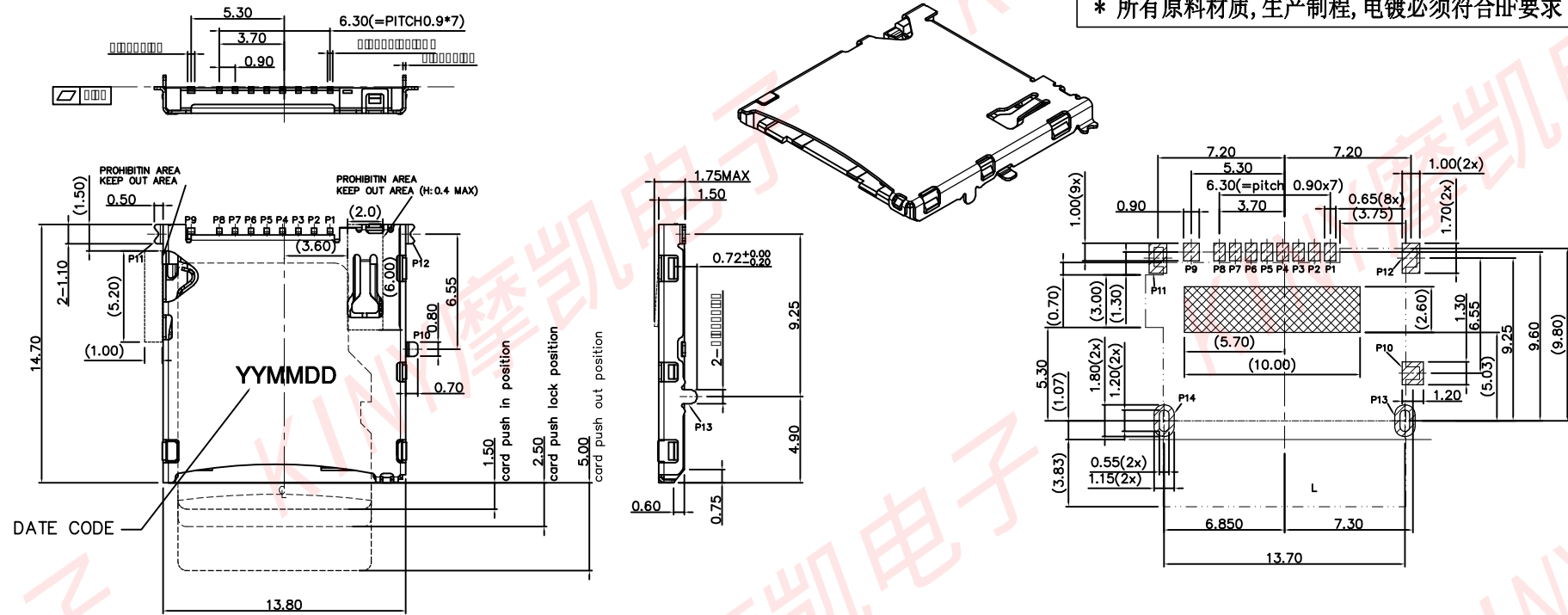
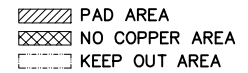


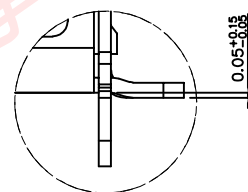
* 所有原料材质, 生产制程, 电镀必须符合H要求



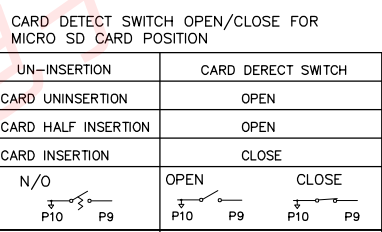
RECOMMENDED PCB LAYOUT(TOP VIEW)
GENERAL TOLERANCE: ±0.05



- NOTES:
- MATERIAL:
 - 1.1 PLASTIC: LCP , UL 94V-0, COLOR: BLACK
 - 1.2 CONTACT: COPPER ALLOY (C5210)
 - 1.3 SHELL: STAINLESS STEEL (SUS304)
 - FINISH:
 - 2.1 TERMINAL: 50u" MIN. NICKEL PLATED OVERALL
 - 2.2 CONTACT: Au 1u"
 - 2.3 TAIL: 100u" MATT-TIN PLATED
 - 2.4 SHELL: 50u" MIN. NICKEL PLATED OVERALL
 - PRODUCT MUST CONFORM TO RoHS AND HALOGEN FREE REQUIREMENT



PIN NUMBER	PIN DEFINE
PIN 1	MICRO SD_DAT2
PIN 2	MICRO SD_CD/DAT3
PIN 3	MICRO SD_CMD
PIN 4	MICRO SD_VDD
PIN 5	MICRO SD_CLK
PIN 6	MICRO SD_VSS
PIN 7	MICRO SD_DAT0
PIN 8	MICRO SD_DAT1
PIN 9	MICRO SD_CD
PIN 10	GND
PIN 11,12,13,14	GND



A	---	NEW RELEASE	Alexander	2020.08.21
REVISION NO.	ECR NO.	DESCRIPTION	MARK	DATE
1				

	<h2 style="margin: 0;">东莞市摩凯电子有限公司</h2>			
	DIMENSIONS INIT: mm UNLESS OTHERWISE SPECIFIABLE	PRODUCT NAME : Micro SD PUSH H1.5(外壳无孔)	DRAWING: Jack	DATE: 2020.08.21
	DIMENSION TOLERANCE X.X: ± 0.35 X.XX: ± 0.25 X.XXX: ± 0.10 ANGULAR: ± 2'	PRODUCT NO. : MC150-T1250-21	CHECK: Alex	DATE: 2020.08.21
		DRAWING NO. : D-MC150-T1250-21	APPROVED: Alex	DATE: 2020.08.21
	SCALE: 1:1	DWG ID: C D	REV.: A	PAGE: 1 OF 1