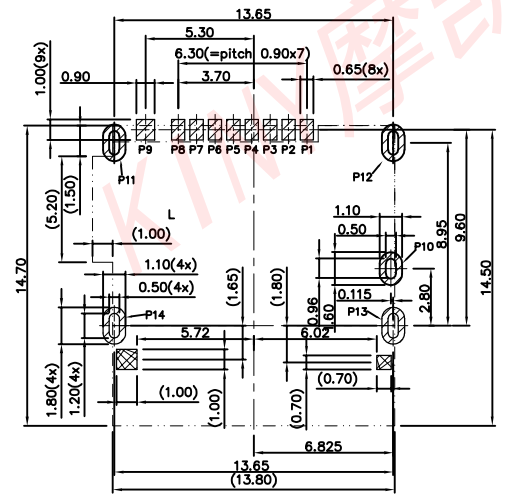
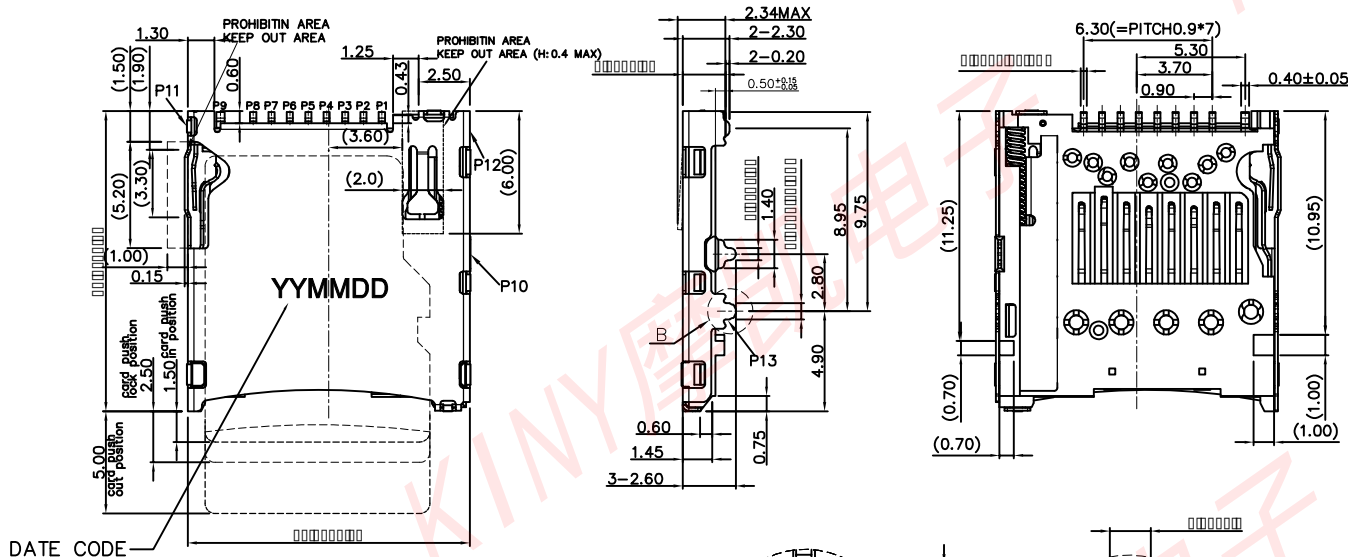
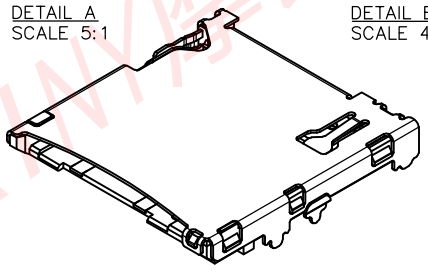
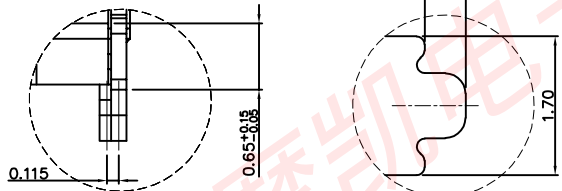


* 所有原料材质, 生产制程, 电镀必须符合H要求

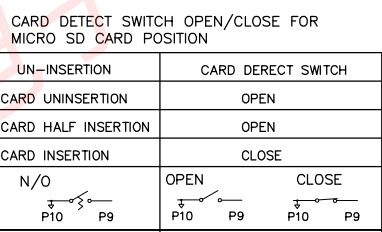


RECOMMENDED PCB LAYOUT (TOP VIEW)
GENERAL TOLERANCE: ±0.05



- NOTES:
- MATERIAL:
 - 1.1 PLASTIC: LCP, UL 94V-0, COLOR: BLACK
 - 1.2 CONTACT: COPPER ALLOY (C5210)
 - 1.3 SHELL: STAINLESS STEEL (SUS304)
 - FINISH:
 - 2.1 TERMINAL: 50u" MIN. NICKEL PLATED OVERALL
 - 2.2 CONTACT: Au 1u"
 - 2.3 TAIL: 100u" MATT-TIN PLATED
 - 2.4 SHELL: 50u" MIN. NICKEL PLATED OVERALL
 - PRODUCT MUST CONFORM TO RoHS AND HALOGEN FREE REQUIREMENT

PIN NUMBER	PIN DEFINE
PIN 1	MICRO SD_DAT2
PIN 2	MICRO SD_CD/DAT3
PIN 3	MICRO SD_CMD
PIN 4	MICRO SD_VDD
PIN 5	MICRO SD_CLK
PIN 6	MICRO SD_VSS
PIN 7	MICRO SD_DAT0
PIN 8	MICRO SD_DAT1
PIN 9	MICRO SD_CD
PIN 10	GND
PIN 11,12,13,14	GND



REVISION NO.	ECR NO.	DESCRIPTION	MARK	DATE
A	---	NEW RELEASE	FAJI	2020.11.13

	东莞市摩凯电子有限公司			
	DIMENSIONS INIT: mm	PRODUCT NAME : Micro SD P-P H2.10	DRAWING: FAJI	DATE: 2020.11.13
	UNLESS OTHERWISE SPECIFIABLE	PRODUCT NO. : MC210-D1250-01	CHECK: Alex	DATE: 2020.11.13
	DIMENSION TOLERANCE	DRAWING NO. : D-MC210-D1250-01	APPROVED: Alex	DATE: 2020.11.13
X.X: ± 0.35 X.XX: ± 0.25 X.XXX: ± 0.10 ANGULAR: ± 2'		SCALE: 1:1	DWG ID: C D	REV.: A
				PAGE: 1 OF 1